


Sidekick **for SHADES** Gen 2

Universal Shade Remote Control



model number: SKS-500



The Quick Story

- ✓ Works with multiple motor technologies
- ✓ 5- and 1-channel button sets included
- ✓ Pairs directly with the shade
- ✓ Wireless control via RF
- ✓ 10-year battery life
- ✓ Flush mount: Install with or without a workbox
- ✓ Provides State feedback to the Bond Bridge Pro
- ✓ Set up shade limits
No manufacturer remote required

The Whole Story

Sidekick is the only keypad in the industry that can communicate directly with multiple motor technologies, such as; Somfy RTS, Rollease ARC, Dooya, AMP Motorization, and more. By doing so, it provides direct, individual, and group control with no advance planning or wiring required.

When used with the Bond Bridge Pro, Sidekick is capable of showing the correct open/close state of the shades and can also work in Relay Mode, where commands are sent by the Bond Bridge Pro (instead of Sidekick), extending the technologies it supports, its range and battery life.

Sidekick Gen 1 vs Gen 2

	Sidekick Gen 1	Sidekick Gen 2
Channel Modes	5-channel only	5-channel & 1-channel
Motor Brands Supported	6	11
Keypad Modes	Not Supported	Supported

Connectivity

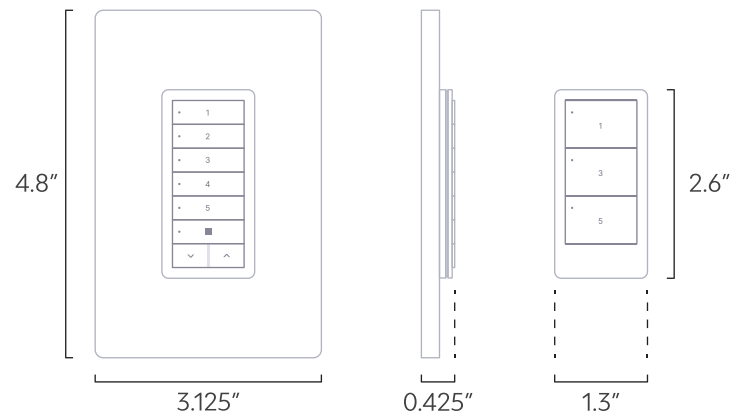
Radio Frequency: 431 — 437 MHz

Range: 2,500 sq. ft. radius

Works with


- Somfy RTS *Roller mode*
- Somfy *Lights & Blinds*
- Rollease Automate ARC
- Nice Green *interior motors / F-Code*
- AMP
- Dooya Bidirectional
including Wynstan and other brands
- Dooya Unidirectional **New in Gen 2**
compatible DC1600 series remotes
- Motion Blinds *Coulisse* **New in Gen 2**
- Gaposia **New in Gen 2**
- A.OK **New in Gen 2**
- Power Shades **New in Gen 2**

Dimensions



Total: 4.8" H x 3.125" W x 0.425" D

Custom Engraving



You can customize all text in both of your Sidekick button sets at our website:

www.bondhome.io

What's in the box?

- 1×Sidekick Gen 2
- 1×5-channel / 8-key button set (pre-installed)
- 1×1-channel / 3-key button set
- 1×Backplate
- 1×CR2430 battery
- 2×Screws
- 2×Drywall Anchors

Easy Installation

Wiring is not needed. Simply setup Sidekick directly with the shade, without the manufacturers controller, set the shade limits, and fix it to your wall.



To learn more, scan here for the Sidekick User Manual

"Bond", "Bond Bridge Pro", and "Sidekick" are trademarks of Olibra, LLC. All other brand names are trademarks of their respective owners.